

## Placement of a peripheral venous catheter (Braunula Vet High Flow)



# Peripheral venous catheter

## Placement



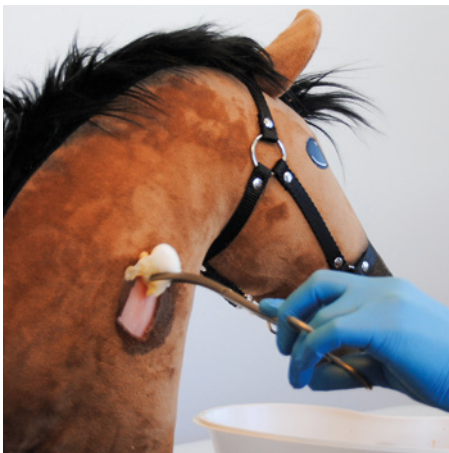
Perform hygienic hand disinfection (e.g. Softa-Man® pure).



Generously shave the area. Then disinfect your hands again and put on gloves (e.g. Vasco® Nitril sky-blue).



Clean the skin with a cleansing foam. Remove the residual foam after one minute.



Perform wipe disinfection with a combination of alcohol and PVP iodine (e.g. Braunoderm®). Rub in for 30 seconds and then wait until the exposure time has ended. Repeat 3 times in total.



Disinfect your hands and apply sterile surgical gloves (e.g. Vasco® OP Sensitive).



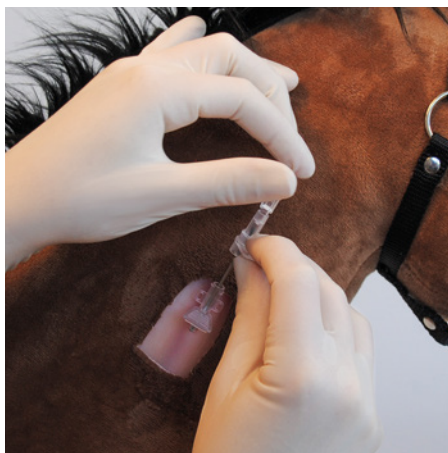
Restrict the blood flow in the vessel and puncture in the direction of blood flow using the Braunula Vet High Flow. If the flash-back (blood in the catheter hub) is visible, advance the catheter a few millimeters further parallel to the vessel.

# Peripheral venous catheter

## Placement



Advance the catheter into the vessel via the cannula. This must be possible easily and without resistance.



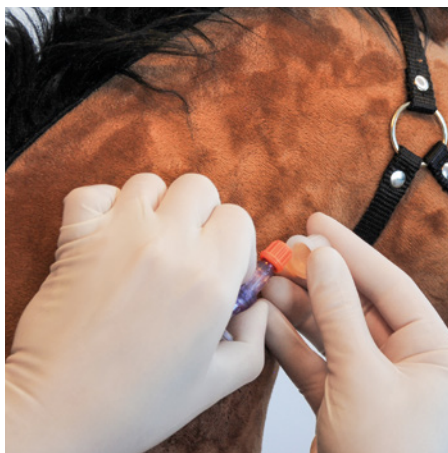
Then pull the steel cannula out of the catheter. Check by aspiration that the catheter is correctly seated and then rinse with sterile 0.9 % NaCl solution and close.



Secure the catheter to the patient using the positioning vanes with suture material (e.g. Dafilon). Remove the blood at the puncture site with e.g. Prontosan®.



Attach a previously rinsed needle-free valve (CareSite®) to the catheter and rinse the catheter.



Attach a disinfection cap (SwabCap®) to the valve (CareSite®) in clockwise direction. This disinfects and protects against contamination without opening the valve in doing so.



Apply a wound gel (Prontosan®) to the puncture site and cover with a sterile plaster (Askina® Soft I.V.) to protect it from contamination.



**For more information, this poster and much more, please refer to:**  
[bbraun.info/bvh](http://bbraun.info/bvh)

B. Braun Vet Care GmbH | Am Aesculap-Platz | 78532 Tuttlingen | [info@bbraun-vetcare.de](mailto:info@bbraun-vetcare.de) | [www.bbraun-vetcare.de](http://www.bbraun-vetcare.de)

All rights reserved. This brochure may only be used for the exclusive purpose of obtaining information about our products. Reproduction in any form partial or otherwise is not permitted.

D-VE25005 0525/0.2/1